

:

" " " " "

2017 3 22

" "

2017 3 23

2017 3 29

[2017] 8

" "

" "

" "

×

×

7,275.68

0.22%

"

"

"

"

2017


1,5 99¹⁷

2018

2019

		2017		2018		2019	
	100.00%	2,128.41	2,128.41	4,236.03	4,236.03	5,960.93	5,960.93
	55.00%	1,492.77	821.03	1,820.83	1,001.45	2,035.76	1,119.67
	70.91%	-1,844.66	-1,308.05	1,283.80	910.34	6,342.57	4,497.52
	70.91%	74.43	52.78	441.29	312.92	877.25	622.06
	100.00%	14,130.71	14,130.71	16,591.58	16,591.58	18,380.18	18,380.18
	-						

" "



100% 354,830.00 204,108.43
 150,721.57

		A1	A2	B1	B2	C1=A2-A1	C2=B2-B1	D=C2-C1
1	819,	913,249.78	874,794.90	972,104.00	870,368.50	-38,454.88	-32.5	

	100.00%	55.00%	70.91%
	70.91%	100.00%	52%
1			50%
		70.91%	
20.91%			
2			

		10,389.48	5,609.45	-34%	-2,192.74	-2,430.35
		37,435.72	7,275.68	30%	-1,589.16	-3,848.77
		3,288.35	4,695.93	3%	0.19	391.20
		10,440.05	17,757.83	278%	107.13	509.50
		35,119.57	1,166.53	-54%	-13,046.47	-3,799.14
		45,433.51	2,772.26	138%	-7,171.13	1,727.90
		3,999.25	38,613.91	-33%	-476.49	-9,887.26
		10,569.52	33,316.85	-14%	340.74	-9,465.45
		134,124.38	30,827.56	5%	9,757.70	9,637.68
		174,223.52	31,012.01	1%	11,642.72	21,927.69
		2,136.11	1,085.71	-14%	417.52	496.78
		4,786.69	1,116.43	3%	509.63	970.53

1

2

100%
52%

2

3

2016 12 26

T207-0050

189,100.00

[2016 42] 2017 1 13

]



296,001.40

256,967.33

6.79


1

7

Èà,... 2~ \$S-A D P a t e n t e 0 3 0 - F E D 0

0

18,581.30	24,749.51	32,138.57	36,231.11	36,039.68	36,039.68
2,172.92	2,172.92	2,172.92	2,172.92	2,172.92	2,172.92
10,977.83	10,977.83	10,977.83	10,977.83	10,977.83	





/	2017 2-12	2018	2019	2020	2021	2022	2023
:D	-						
:E=B-D	174,223.52						

201

/	2017 2-12	2018	2019	2020	2021	2022	2023
: Ci	-						
:B=P+I+ Ci	4,786.69						
:D	-						
:E=B-D	4,786.69						

2016 366.13 509.63

2016 509.63

2016

4.12% 3.95%

11.53% 10.55%

3

/	2016	2017	2018	2019	2020	2021	2022
	108.43	275.42	375.60	465.99	541.46	541.46	541.46
	1.09	1.09	1.09	1.09	1.09	1.09	1.09
	103.30	266.53	370.88	461.28	537.58	541.46	541.46
	14.83%	14.83%	14.83%	14.83%	14.83%	14.83%	14.83%
	89.96	202.12	244.91	265.26	269.20	236.12	1,591.64
P	2,899.20						
:I	10.00						
: Ci	379.15						
:B=P+I+ Ci	3,288.35						
:D	-						
:E=B-D	3,288.35						

/	2017 2-12	2018	2019	2020	2021	2022
	63.25	441.29	877.25	1,545.35	2,253.92	2,253.92
	0.54	0.59	0.59	0.59	0.59	0.59

-53 .

/	2017 2-12	2018	2019	2020	2021	2022
	13.40%	13.40%	13.40%	13.40%	13.40%	13.40%
	-503.58	-180.27	114.32	697.72	992.25	9,319.62
P	10,440.05					
:I	-					
: Ci	-					
:B=P+I+ Ci	10,440.05					
:D	-					
:E=B-D	10,440.05					

2015 0.19 2016 108.43
 107.13
 2016 107.13

4

/	2016	2017	2018	2019	2020	2021	2022
	-3,591.65	2,337.09	5,562.61	8,493.33	10,819.42	8,114.57	8,114.57
	1,743.59	906.38	906.38	906.38	906.38	906.38	906.38
	-3,882.11	1,911.16	5,375.05	8,172.03	10,524.69	8,590.75	8,191.69
	13.67%	13.67%	0.1385	0.1445	0.1456	0.1456	0.1456
	-3,415.23	1,479.11	3,653.97	4,854.17	5,457.33	3,888.55	25,475.09
P	41,392.98						
:I	-						
: Ci	-23.41						
:B=P+I+ Ci	41,369.57						
:D	6,250.00						
:E=B-D	35,119.57						

	2017	2-12	2018	2019	2020	2021	2022
	-1,536.64		1,283.80	6,342.57	7,583.77	9,016.97	8,003.44
	1,168.88		1,270.87	976.60	976.60	976.60	976.60
	-1,552.99		138.60	3,976.20	6,942.31	8,258.12	6,293.25

/	2017	2-12	2018	2019	2020	2021	2022
		13.13%	13.13%	13.13%	13.13%	13.13%	13.13%
		-1,467.63	116.38	2,951.32	4,554.98	4,789.58	3,226.45
P	45,440.04						
:I	-						
: Ci	-6.53						
:B=P+I+ Ci	45,433.51						
:D	-						
:E=B-D	45,433.51						

2015

-13,046.47

2016

-7,165.75

2016

13,000.00

7,576.28

5

/	2016	2017	2018	2019	2020	2021	2022
	-418.28	848.36	1,804.31	2,435.01	3,257.10	2,505.01	2,505.01
	1,310.81	1,310.81	1,140.01	776.02	308.02	1,310.81	1,310.81
	812.85	2,030.65	2,825.09	3,010.18	3,376.12	2,539.00	2,505.01
	12.89%	12.89%	12.89%	12.89%	12.89%	12.89%	12.89%
	720.05	1,593.43	1,963.72	1,853.48	1,841.47	1,226.76	9,390.57
P	18,589.48						
:I	-						
: Ci	-8,200.00						
:B=P+I+ Ci	10,389.48						
:D	-						
:E=B-D	10,389.48						

/	2017	2018	2019	2020	2021	2022	2023
	2317.38	4,236.03	5,960.93	6,928.57	8,201.81	8,707.31	8,707.31
	1,740.24	2,086.11	2,117.02	2,320.52	2,320.52	2,320.52	2,320.52

/ 2017 2018 2019 2020
2-12

2

3

1

3,0

3,244

”

1,436,406,944.38

1,591,673,244.51

52,685,777.00

894,518,032.76

48,155,870.33

846,362,162.43

1 5% 1 2

10% 2 3

20% 3 4 40%

4 5 80% 5

100%

1	1	833,556,851.20	5%	41,677,842.56
1~2	2	57,142,085.48	10%	5,714,208.55
2~3	3	3,819,096.08	20%	763,819.22
		894,518,032.76	-	48,155,870.33

48,155,870.33

846,362,162.43

391,729,523.91

391,729,523.91

1,676,548,443.26

172,129,465.84

1,504,418,977.42

2,771,317,511.82

iPhone6 iPhone6S iPhone7

P9 Plus

Nova

6

ipad

@Q

...

T

/	2017 2-12	2018	2019	2020	2021	2022	2023
	12,876.93	15,898.88	17,652.54	18,588.38	18,769.66	18,931.63	18,931.63
	867.04	945.87	945.87	945.87	945.87	945.87	945.87
	14,331.10	15,901.41	17,816.14	19,023.96	19,184.31	19,319.62	19,319.77
	11.79%	11.79%	11.79%	11.79%	11.79%	11.79%	11.79%
	12,939.71	12,843.80	12,873.15	12,296.59	11,092.85	9,993.29	84,790.75
P	156,830.14						
:I	2,802.54						
: Ci	14,590.84						
:B=P+I+ Ci	174,223.52						
:D	-						
:E=B-D	174,223.52						

/	2017 2-12	2018	2019	2020	2021	2022	2023
	642.36	692.7	727.64	764.32	802.83	843.27	843.27
	6.28	7.02	7.03	7.03	7.03	7.03	7.03
	-558.44	265.5	635.7	668.12	702.17	737.93	836.37
	12.29%	12.29%	12.29%	12.29%	12.29%	12.29%	12.29%
	-502.16	212.63	453.39	424.38	397.2	371.75	3,429.51
P	4,786.69						
:I	-						
: Ci	-						
Ci	4,786.69						
:D	-						
:E=B-D	4,786.69						

	2017	2018	2019	2020	2021	2022
/	2-12					
	63.25	441.29	877.25	1,545.35	2,253.92	2,253.92
	0.54	0.59	0.59	0.59	0.59	0.59
	-533.46	-215.42	154.91	1,072.13		

/	2017 2-12	2018	2019	2020	2021	2022	2023
:D	-						
:E=B-D	37,435.72						

/	2017 2-12	2018	2019	2020	2021	2022
	1,411.15	1,820.83	2,035.76	2,035.76	2,035.76	2,035.76
	72.22	78.78	78.78	78.78	78.78	78.78
	1,772.69	1,863.63	2,200.44	2,069.82	2,123.42	2,035.76
	11.63%	11.63%	11.63%	11.63%	11.63%	11.63%
	1,685.52	1,594.67	1,686.71	1,421.29	1,306.20	10,767.86
P				18,462.26		
:I				-		
: Ci				-7,892.74		

—
—
—
S—

					/	
1	1	2	102	463.81	80,000	3,710.48
2				7,840.77	58,600	45,946.91
3)					

		1.0000	0.8908	0.7070	0.5610
1		180.18	191.15	300.78	409.22
2		30%	10%	5%	5%
3	(/)	50.40	68.75	114.18	155.35
4	(/)	-	-	-	-
5	(/)	4.99	6.81	11.32	15.39
6	(/)	3.33	4.54	7.54	10.26
7	(/)	11.65	15.90	26.40	35.92
8	(/)	1.51	2.06	3.43	4.67
9		228.79	228.79	228.79	228.79
10	(/)	13.51	13.51	13.51	13.51
11	(/)	-0.18	-0.18	-0.18	-0.18
12	/	-3.96	-3.96	-3.96	-3.96
13	(/)	40.86	40.86	40.86	40.86
14		1.96	1.96	1.96	1.96
	(/)	2,171.85	7,121.17	11,736.68	54,555.67
	(/)		4.00		
			4.00×72,100.00=288,400.00		

B.

		2020	-2021	2022	-2046
			5,500.00		5,500.00
			6.00		21.00
	r		5.95%		5.95%
			1.0000		0.7070
1			1,081.08		1,146.92
2			30%		15%
3	(/)		302.40		389.56
4	(/)		-		-
5	(/)		29.97		38.61
6	(/)		19.98		25.74
7	(/)		69.92		90.08
8	(/)		9.08		11.70
9			1,848.00		1,848.00
10	(/)		540.54		540.54
11	(/)		-7.14		-7.14
12	/		-3.96		-3.96
13	(/)		330.00		330.00

14		-	-
15		1,200.00	1,273.08
(/)		38,340.41	152,270.86
(/)		12.30	
		12.30× 618=7,601.40	

		/
1	()	206,599.00
	()	186,125.23
2		296,001.40
3		288,145.20
3-1		189,100.00
3-2		5,767.55
3-3		93,277.65
4		1,173.48
5		5,506.85
6		1,518.37
7		20,784.63
8		15,389.05
9		45,687.42
10		36,054.28
11		256,967.33

" "

3

"

"

" 3

1

2016 12 26

T207-0050

[2016 42] 2017 1 13

" 2016 8009 "

T207-0050

15,539.46

6.18

103,000

96,000

80,000

210

5,200

4,800

6,000

7,000

2,000

5,000

72,100

10

2

2017 3 22

"

"

24,900

"

"

7,900

7,200

4,800

5,000

20

"

"

1

30

5

2

5

30

296,001.40

256,967.33

6.79

"

3 —

"

"

"

2017

13

"

72,100

1

1

2

q

3

GB/T18508-2014

4

20

10

1

“

3

”

”

37

"

8.69%

"

"

"

"

2

“

1.

2.

©

田

田

*



1	T207-0050	15,539.46			
2	[95] 00323	1,350.4	14		

2016 12 26

T207-0050

[2016 42] 2017 1 13

[2016 8009]

189,100.00 2017 1 31 50%

94,550.00 50% 2018 10 12

189,100.00 -

50% 94,550.00

"

"

2014 8
14

1350.4m²

5,055.29

5,055.29

-

5,055.29

2

1

00300 2009

f

			00301	2009		2 D			
						1503			

2

228

$$= \frac{10}{10} \times [1 + 1.4\% \times \frac{10}{10}]$$

10

$$2017 \text{ 年 } 1 \text{ 月 } 31 \text{ 日 } \frac{2009 \text{ 年 } 7 \text{ 月 } 16 \text{ 日}}{10} \times \frac{10}{10}$$

2

3,214,066.95	4,139,396.90	-925,329.95	-22.35%
--------------	--------------	-------------	---------

40

		2015		
	3,272,606.05	4,207,515.23	-934,909.18	-22.22%
	3,356.14	-	-	-
	12,100.80	10,155.01	1,945.79	19.16%
	19,484.05	11,285.31	8,198.74	72.65%
	16,340.49	18,567.08	-2,226.59	-11.99%
	3,349,887.53	4,247,522.63	-897,635.10	-21.13%

2016 3

2015 "

"

2016

934,909.18

22.22%

	2016	2015		
	2,120,255.73	3,356,912.25	-1,236,656.52	-36.84%
	1,082,485.40	844,048.71	238,436.69	28.25%
	69,864.93	6,554.27	63,310.66	965.95%
	3,272,606.05	4,207,515.23	-934,909.18	-22.22%

2016

2015

3,349,887.53

4,247,522.63

-897,635.10

-21.13%

3,214,066.95

4,139,396.90

-925,329.95

-22.35%

135,820.58

108,125.72

27,694.85

25.61%

4.05%

2.55%

	2016			2015		
	3.04%	99,410.66	73.19%	2.18%	91,922.39	85.01%
	61.96%	18,190.35	13.39%	-	-	-
	100.29%	12,135.31	8.93%	95.48%	9,696.07	8.97%
	0.19	3,690.45	2.72%	0.2	2,221.98	2.05%
	14.65%	2,393.81	1.76%	23.08%	4,285.28	3.96%
	4.05%	135,820.58	100.00%	2.55%	108,125.73	100.00%

2016

2015

2.55%

4.05%

21.13%

27,694.85

18,190.35

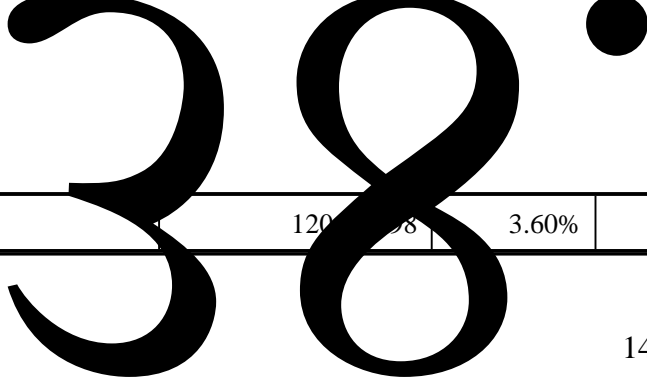
7,488.27

2016

29,117.28

	2016			2015		
	2.62%	55,507.40	55.84%	2.32%	77,991.41	84.84%
	3.96%	42,906.68	43.16%	1.63%	13,789.40	15.00%
	1.43%	996.59	1.00%	2.16%	141.58	0.15%
	3.04%	99,410.66	100.00%	2.18%	91,922.39	100.00%

	2016		2015	
	65,894.36	1.97%	88,045.46	2.07%
	28,836.20	0.86%	28,139.66	0.66%
	25,988.43	0.78%	26,538.11	0.62%



	120,718.98	3.60%	142,723.23	3.36%
--	------------	-------	------------	-------

		142,723.23	120,718.98
2016		22,004.25	15.42%
	2016		
2016			

2016 2015

	2017 1		2016		2015	
	396,599.69	97.87%	3,272,606.05	97.69%	4,207,515.23	99.06%
	2,381.77	0.59%	29,356.14	0.88%	-	-
	2,906.62	0.72%	12,100.80	0.36%	10,155.01	0.24%
	1,930.47	0.48%	19,484.05	0.58%	11,285.31	0.27%
	1,395.50	0.34%	16,340.49	0.49%	18,567.08	0.44%
	405,214.05	100%	3,349,887.53	100%	4,247,522.63	100%

2016 3

2015 "

"

99.06% 97.69% 97.87%

	2017 1		2016		2015	
	-6,509.71	100.07%	19,551.31	102.92%	-14,674.74	37.01%
	618.42	-9.51%	12,525.91	65.94%	-	-
	-641.58	9.86%	-10,149.22	-53.43%	-23,648.93	59.64%
	-58.92	0.91%	-3,911.48	-20.59%	-3,801.33	9.59%
	86.71	-1.33%	979.26	5.16%	2,470.56	-6.23%
	-6,505.07	100%	18,995.77	100%	-39,654.44	100%

2015

-39,654.44

2015

14,674.74

FD

2016

18,995.77

9,55

2017 1)^

"

2017

				2016		MONO
HESR						
	2016	12	31	MONO		HESR
	1,500					
1						1

30%

1

2017 1					
	133.03	117.55	120.85	372,803.05	94.00%
	188.53	19.31	181.22	23,796.64	6.00%
	321.56	136.86	302.06	396,599.69	100.00%
2016					
	122.01	1,183.14	133.03	3,084,674.62	94.26%
	185.38	139.27	188.53	187,931.43	5.74%
	307.39	1,322.42	321.56	3,272,606.05	100.00%
2015					
	179.66	2,074.25	122.01	4,102,998.34	97.52%
	59.14	266.41	185.38	104,516.89	2.48%
	238.8	2,340.66	307.39	4,207,515.23	100.00%

pad

HESR

MONO

/

--	--

	2017 1	2016	2015
	3,171.52	2,607.18	1,978.07
	1,232.58	1,349.37	392.31

/

	2017 1	2016	2015
	2,510.42	2,468.56	1,911.22
	1,874.45	1,454.43	2,044.76

pad

2

		2017 1	2016	2015
1		359.00	5,254.00	5,299.00
2		360.00	2,570.00	2,060.00

2017 1				
	455	1,300	216	371.00 15.58%

3	5,622.74	1.39%
4	4,558.21	1.12%
5	3,240.81	0.80%
	117,990.98	2

2015	1		2,733,483.62	64.13%
	2		252,768.91	5.93%
			146,397.91	3.43%
	3		324,445.16	7.61%
	4		171,627.43	4.03%
	5		96,539.76	2.27%
			3,725,262.79	87.40%

5%

" "

" " "

"

1

2

3

4

5

2008

"

5%

"

2011 11 21

2011 12 7 2011

W \$

11

2016 11 22

2016 12 30

12

n

2017 3 - s

3

1		75,460.00	34.30%
2		33,712.74	15.32%
3		33,671.35	15.31%
4		31,428.57	14.29%
5		13,959.53	6.35%
6		13,514.29	6.14%
7		7,220.45	3.28%
8		5,537.14	2.52%
9		3,610.22	1.64%
10		1,885.71	0.86%
		220,000.00	100.00%

13

7

4

1		250.00	50.00%
2		250.00	50.00%
		500.00	100.00%

1		2,104.90	30.31%
2		95.10	1.37%
3		775.00	11.16%
4		775.00	11.16%
5		1,200.00	17.28%
6		1,945.00	28.00%
7		50.00	0.72%
		6,945.00	100.00%

3

3

	/			
1			10.00	2.00%
2			490.00	98.00%
			500.00	100.00%

3

2

5%

5%

4

	/			
1			600.00	60%
2			400.00	40%
			1,000.00	100%

99%

1%

5%

5%

5

	/			
1			0.03	1%
2			2.97	99%

	/			
			3.00	100%

5%

5%

5%

5%

5%

5%

106, 449. 00

3	(VLT)	56,263	49,351	46.36%
4		2,000	2,000	1.88%

"

" "

" "

(VLT) "

[2017]0035

[2017]0036

[2017]0061

"

" IT

IT

IT

APP

B2B CRM

ERP

	1		5,110
	2	ERP	
	3	ERP WMS	
	4	ERP HR	
	5	BI	
	6		
	7	CRM	
	1		6,355
	2		
	3		
	4		

3

ERP

WMS

HR

BI

CRM

	1	IO		5,110
	2	ERP	Sd\FICO\MM\ 4	
	3	ERP WMS 11/17/07		
	4	ERP HR		
	5	BI		
	6			
	7	CRM		
	1			6,355
	2			
	3			
	4			
				11,465

1

2*CP

DELL PowerEdge 730xd

, ((0 J* @ b†&)p Á U”

		H3C	20	3	60
		H3C	15	2	30
		H3C	10	7	70
		UPS	-	-	3
					240
		MSTP	32M	100	3
			2M		300
			20M	35	3
			20M		105
			10M		
		-		15	3
					45
		42U	—42U	10	15
					150
		VMWARE		20	2
					40
		ultimus	-	5	3
					15
		oracle	-	20	6
					120
		tes	-	10	9
					90
			-	15	3
					45
		weblogic	-	30	3
					90
		ERP	Sd\FICO\MM\		
			4		
			2016	-	3
					800
		ERP		-	1
		WMS			220
		ERP		-	3
		HR			500
		BI		-	1
					120
				-	1
					280
		CRM		-	3
					300

2015	50	
2016		-

1		11,465	11,465	10.77%
2		60,138	43,633	40.99%
3	(VLT)	56,263	49,351	46.36%
4		2,000	2,000	1.88%

"

"

"

"

"

"

"

"

"

"

>

<